



Minimum space requirements

maisonLIFTS



Low energy consumption



Premium design



Elegant & convenient



Outstanding quality

Home Solutions



KLEEMANN
Your 1st Choice in Lifts



Our story & heritage

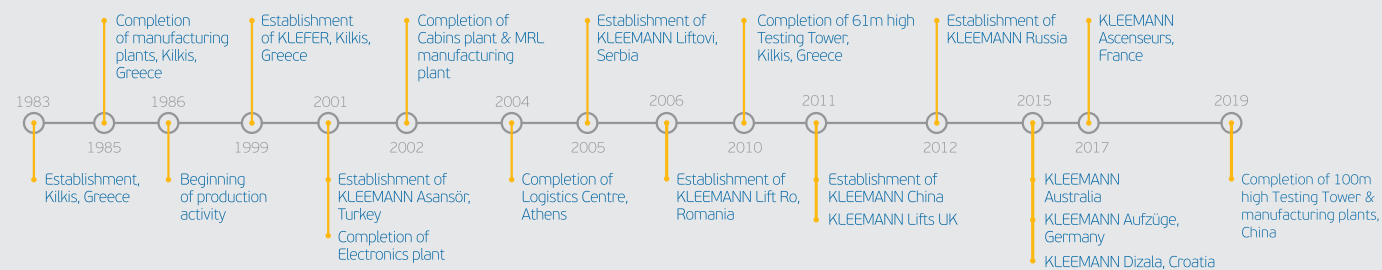
Founded in 1983 in Kilgis, Greece, KLEEMANN is one of the major lift companies in the European and global market, providing any type of residential or commercial passenger and freight lifts, escalators, moving walks, accessibility and marine solutions, parking systems and components.

Its distribution network expands to more than 100 countries.

KLEEMANN stands for innovation in design and technology, for flexibility and pragmatic thinking, for quality products and dedicated service and support.

Integrated manufacturing facilities, highly trained workforce and state-of-the-art IT systems and logistics support enable KLEEMANN to deliver reliable, highly personalised solutions, whatever the challenge.

KLEEMANN timeline



WE ARE THE GLOBAL
LIFT SUPPLIER WITH
WIDE PRODUCT RANGE



WE ARE EXPERTS
IN SPECIAL PROJECTS



WE OFFER
WORLD CLASS
DESIGN



Development in China

KLEEMANN China was
founded in Kunshan in

2011

The tower raises at

100
meters height

Premium quality according to

European
standards

Gross floor area of the building

19,300

square meters (production, lo-
gistics, offices and testing tower)

Manufacturing capacity

5500

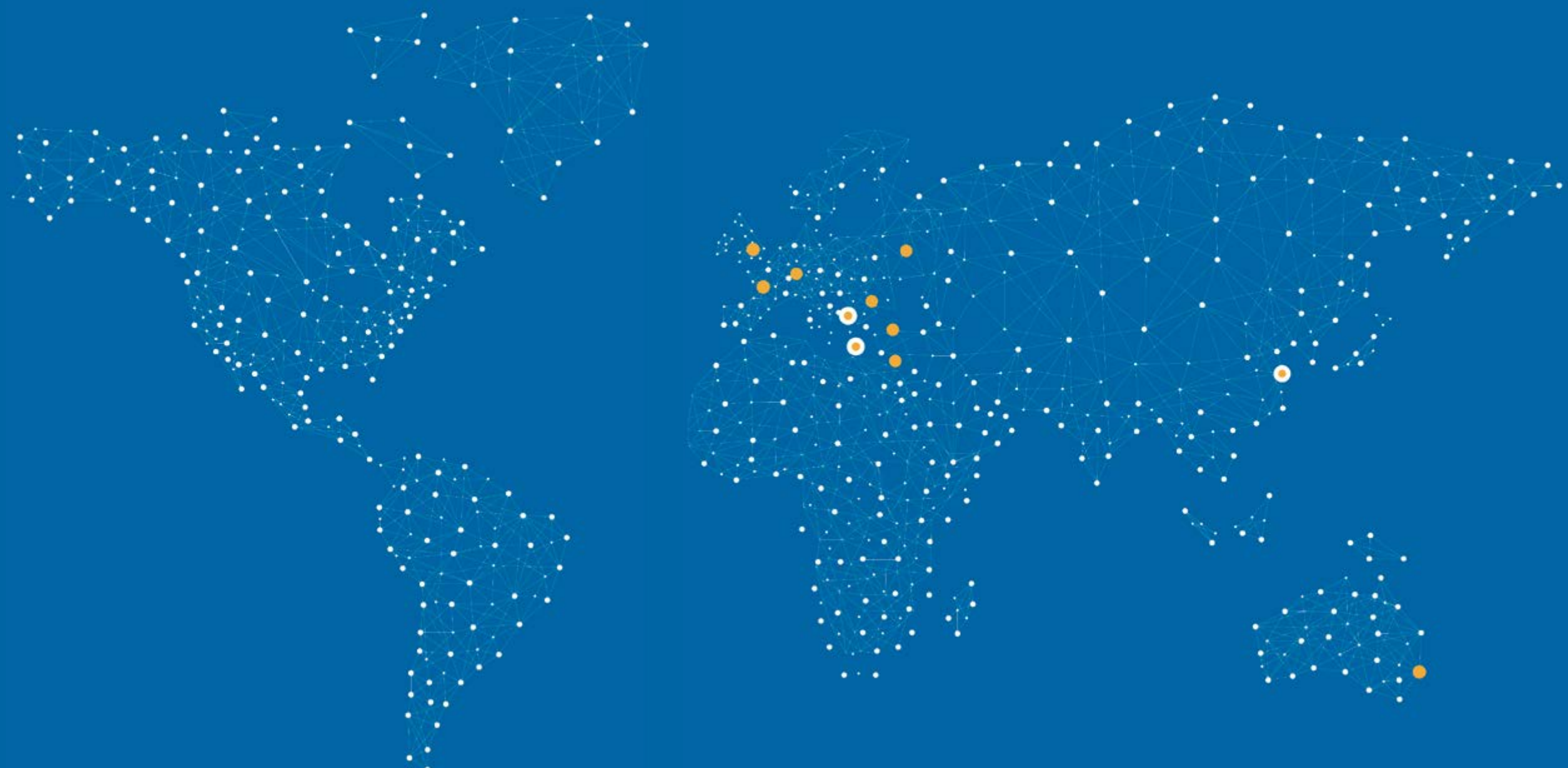
units/year

Global sourcing and worldwide
funneling under product quality
control, compliant with

EN 81.1



Global perspective



We expand in
more than
100
countries around
the world

KLEEMANN Group facilities
cover an area of 255.000 m²
in land and 140.000 m²
in buildings globally.

● MANUFACTURING FACILITIES ● LOCAL PRESENCE



Eco-friendly

Energy saving product which reduces CO² emission up to 60% using a 1100W motor with only 6 Amperes rated current, stand-by-mode and led lighting.

Low noise levels

Gearless motor and state-of-the-art inverter combined with innovative design guarantees remarkably low noise levels inside and outside the cabin. The noise level inside the cabin (measured according to ISO 18738) during the lift operation reaches 52-54 dB (A).

Outstanding ride quality

Premium quality and exceptional ride comfort are delivered by both a gearless motor and a state-of-the-art inverter.

Self-supported shaft

Is offered with aluminum construction, self-supported or fitted on to the wall, where concrete shaft is not available.

Emergency evacuation

In the unlikely event of power failure, the emergency evacuation system ensures the safe transportation of passengers to the nearest floor.



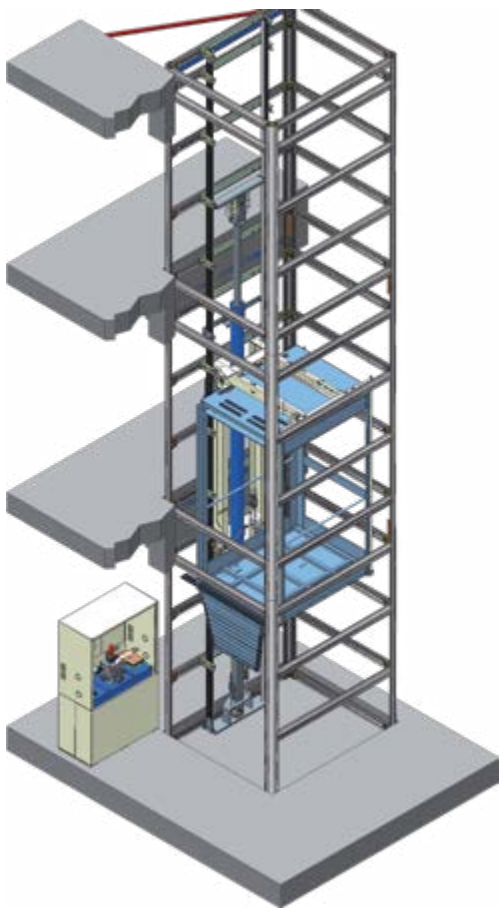
Maison T Plus SP



Technical Specifications

Rated Load (kg)	320-400
Suspension	2:1
Machine room	MRL
Max travel (m)	16
Max number of stops	6
Max rated speed (m/s)	0,15 / 0,3 / 0,4
Min pit depth (mm)	250
Min clear headroom (mm)	2600
Max entrances	3
Panoramic option	Yes
Door Option	Automatic / Semi-automatic
Directives & Standards	GB/T21739-2008, EN81.41, EN81.1

MaisonLIFT Plus



Technical Specifications

Rated Load (kg)	180-630
Suspension	2:1
Machine room	MRL with controller cabinet
Max travel (m)	19
Max number of stops	8
Max rated speed (m/s)	0,52
Min pit depth (mm)	200
Min clear headroom (mm)	2450 for semi-automatic door 2650 for automatic door
Max entrances	3
Panoramic option	Yes
Door Option	Semi-automatic / Automatic
Directives & Standards	2014/33/EU EN81-20/50, EN81-2, EN81-21, 2006/42/EC

* available only from Kleemann Greece



Maison 100E



Technical Specifications

Rated Load (kg)	Up to 385
Max travel (m)	12
Max Travel - Stops	5
Max speed (m/s)	0,15
Min Pit Depth (mm)	100
Min headroom (mm)	2500
Complies with	Machinery Directive 2006/42/EC

*available only from Kleemann Greece

Maison 100H



Technical Specifications

Rated Load (kg)	Up to 450
Max travel (m)	12
Max Travel - Stops	5
Max speed (m/s)	0,15
Min Pit Depth (mm)	100
Min headroom (mm)	2400
Complies with	Machinery Directive 2006/42/EC

*available only from Kleemann Greece



World class design

Since 2007, KLEEMANN has launched its creative research, in cooperation with the industrial designer Andreas Zapatinas. That was the beginning of a new era. Through this rewarding partnership, new technical and aesthetic solutions were explored and developed.

Inspired by human needs, KLEEMANN focuses on shaping new space qualities that lift the passenger's mood and stimulates interaction inside the elevator.



Our cabins


KLEEMANN Design is about life. Going far beyond the elevator design, KLEEMANN cultivates a whole design culture that elevates each and every aspect of its operation. It is a way of thinking, a mindset of innovation.

Rather than thinking of the elevator as a box, KLEEMANN Design thinks of it as a unique space in the building and transforms the whole elevator experience into a new value for the people, the building, the environment.




CLASSIC

A510 SP



WALL FINISHES

Wood veneers



Ceiling O14
Walls Wood veneer IVE 14
Corners-Skirtings Stainless steel mirror
Floor Artificial granite Regal white SP
Handrail K1
Mirror ¾ height / full width
Car Operating Panel KCH 1000

Colours may differ slightly from those shown in the manual owing to the limitations of the printing process.




CLASSIC

A520 SP



WALL FINISHES

Artificial leather



Ceiling O3
Walls Artificial leather BL-7033
Corners-Skirtings Stainless steel mirror
Floor Rubber 2020T
Handrail K7
Mirror Full height / full width
Car Operating Panel KCH 1000

Colours may differ slightly from those shown in the manual owing to the limitations of the printing process.



CLASSIC A530 SP

WALL FINISHES Split panels



1635

Ceiling O3
Walls Split panel 1635
Corners-Skirtings Stainless steel mirror
Floor Artificial granite Regal white SP
Handrail K7
Mirror Full height / full width
Car Operating Panel KCH 1000

Colours may differ slightly from those shown in the manual owing to the limitations of the printing process.



CLASSIC


A710 SP




WALL FINISHES Artificial leather




BL-7033



4411



S7005



S7015



S4604

Ceiling A710
Walls Artificial leather S7005
Corners-Skirtings SStainless steel satin
Floor Laminate 8630
Handrail K7
Mirror Full height / half width
Car Operating Panel KCH 1000


Colours may differ slightly from those shown in the manual owing to the limitations of the printing process.

Panoramic



WALL FINISHES

Stainless steel



More options available.
Please contact your sales engineer.
Colours may differ slightly from those shown in the manual owing to the limitations of the printing process.




MODERN
LIFE

L310 SP

WALL FINISHES

Stainless steel



Ceiling O10
Walls Stainless steel
hairline 240
Floor Rubber 2020T
Handrail K7
Mirror Half height / full width
Car Operating Panel KCH 1000

More options available.
Please contact your sales engineer.
Colours may differ slightly from those shown in the manual owing to the limitations of the printing process.



MODERN
LIFE

L330 SP

WALL FINISHES

Painting



RAL

Ceiling O55
Walls RAL9010
Corners-Skirtings Stainless steel satin
Floor Rubber 2020T
Handrail K7
Mirror Full height / half width
Car Operating Panel KCH 1000

Colours may differ slightly from those shown in the manual owing to the limitations of the printing process

MODERN
LIFE

L510 SP

WALL FINISHES

Glasses



Ceiling O10
Walls B132W White glass
Corners- Skirtings Stainless steel satin
Floor Rubber 2020T
Handrail K2
Mirror Half height / full width
Car Operating Panel KCH 1000





MODERN LIFE L530 SP

WALL FINISHES Stainless steel



Hairline 240 HL+PVD Gold No4+PVD Bronze



No8+PVD Gold Mirror Finish No8 No8+PVD Rose Gold



Etched SD 1038 +PVD No8 + etched SD1062 Embossed 5wl Embossed linen

Ceiling O14
Wall Mirror finish No8 (back)
 - Stainless steel hairline 240 (sides)
Corners- Skirtings Mirror finish No8
Floor Laminate 8096
Handrail K7
Mirror Half height / full width
Car Operating Panel KCH 1000

More options available.
 Please contact your sales engineer.
 Colours may differ slightly from those shown in the manual owing to the limitations of the printing process.



MODERN
LIFE

L710 SP



WALL FINISHES Wood veneers



IVE 14 VC1181 VC1182

WALL FINISHES Stainless steel



Hairline 240 HL+PVD Gold No4+PVD Bronze



No8+PVD Gold Mirror Finish No8 No8+PVD Rose Gold



Etched SD 1038 +PVD No8 + etched SD1062 Embossed 5wl



Embossed linen


Ceiling O14
Walls Stainless steel hairline 240 - wood veneer VC1182
Corners- Skirtings Hairline 240
Floor REGAL RED SP
Handrail K7
Mirror Half height / full width
Car Operating Panel KCH 1000

FUTURE
TREND

T110 SP



WALL FINISHES Melamines



Ceiling T110
Walls Melamine A402 SP
Door posts Stainless steel satin
Floor Artificial granite Regal white SP
Handrail K1
Mirror Full height / full width
Car Operating Panel KCH 1000

Colours may differ slightly from those shown in the manual owing to the limitations of the printing process




FUTURE
TREND

T120 SP



WALL FINISHES Melamines



Ceiling T120
Walls Melamine A378 SP
Door posts Stainless steel satin
Floor Artificial granite Regal white SP
Handrail K1
Mirror Full height / full width
Car Operating Panel KCH 1000



FUTURE
TREND

T710 SP



Ceiling detail

Wall finishes Painted RAL
Ceiling T710

More options available.
Please contact your sales engineer.
Colours may differ slightly from
those shown in the manual owing to
the limitations of the printing process.



Ceiling detail

Wall finishes Painted RAL
Ceiling T310



More options available.
Please contact your sales engineer.



Customised design

We have a passion to design cabins that combine innovation, class and functionality. With a solution-driven creative force, our highly specialised design team goes beyond standard, creating custom solutions even for the most challenging of your projects. Offering you flexibility and the best of design solutions, we work with you at all stages providing a totally elevated customer experience.

Work with our specialised design team to create the aesthetics of your ideal cabin







Interior Materials

Combine any colours, materials, lighting and fixtures from our ready-made design lines with numerous styles for walls, ceilings and floors.

Ceilings



Handrails



Floors

Rubber



Artificial granites



Laminates



Cabin Operating Panels

Flush mounted



Surface mounted

Touch sensitive



Indicators

Flush mounted

Surface mounted



Landing Operating Panels

Flush mounted



Surface mounted

Touch sensitive

Button





Special Features

Magic Mirror *

The Magic Mirror is an LCD display, which is functioning as a normal display while it is activated and as a full mirror while it is deactivated.

The surface glass/mirror is constructed to be combined with the LCD display and it complies with the necessary surface, hardness and tension requirements.

***available only from Kleemann Greece**



Virtual Window

Virtual Window is one of the world's first immersive architecture & experience design elevator products. The display adapts the viewer's point of view in real time, according to the elevator's movement.

The patent pending Virtual Window software detects the movement of the elevator car - so it recognises whether it is stationary or moving, its direction, speed and location. This analysis is translated to the movement of the display's content.



Doors

Solutions for all dimensions, with wide range of options, easy to install and adjust.

Automatic



Stainless Steel Satin



Big Vision



Full Glass

SEMI-Automatic (*available only from Kleemann Greece)



C310



C520



Classic



Projects around the world


Being a reliable and innovative brand, renowned for specialising in unique and customised solutions, KLEEMANN is proud of its projects all around the world.

Through the years, KLEEMANN has developed a wide global network of customers and has fairly gained the position as a most valued lift manufacturer worldwide. KLEEMANN owns manufacturing facilities in Greece, Serbia and China and a wide network of companies around the world.

Thanks to the credibility, special innovative design and flexible and prompt service, as well as the importance to continuous development, KLEEMANN has earned the preference of the market.

For the people in KLEEMANN each project is a chance to go beyond conventional engineering and design!

KLEEMANN customers are unique and so are their projects!



Private Residence

SPECIFICATIONS

Country	Australia
Location	Melbourne
Type of product	Maison T Plus





Private Residence

SPECIFICATIONS

Country	France
Location	Paris
Type of product	Atlas Basic

Private Residence

SPECIFICATIONS

Country	Australia
Location	Melbourne
Type of product	MaisonLIFT Basic



Private Residence

SPECIFICATIONS


Country	Greece
Location	Katerini
Type of product	Maison LIFT



Luxury Apartments

SPECIFICATIONS

Country	Hungary
Location	Budapest
Type of product	Atlas MRL





kleemannlifts.com

While every effort has been to ensure the accuracy of the information in this brochure, KLEEMANN assumes no responsibility for omissions or typographical errors. Images are for demonstration purposes only. They are not suitable for construction/building purposes, nor feasibility studies.

Copyright © KLEEMANN 2019

